


Bischoff & Bischoff


Instruction manual

Delta B



Enjoy mobility.





Delta B

(Three-wheel walking frame with brakes)

Dear customer,

with the purchase of this B+B walking aid you now have a top-quality German product that has given reliable service in many areas of professional use.

This instruction manual is provided to familiarise you with the use and maintenance of your B+B walking aid and to assist in making your daily life safer.


We hope you enjoy our product and the mobility that it will give you.

1. Attention - safety instructions! (Risk analysis as per DIN EN 13485)

- Max. load capacity 100 kg!
- Use your walker on even and horizontal surfaces only.
- If you have pneumatic tyres keep them at the correct pressure (2-2.5 bar).
- Make sure that the handle bars are correctly inserted (marking). Each brake works on only one wheel.
- Do not use aggressive or acidic cleaning agents for cleaning.
- Have your brakes checked by the dealer every six months.



- Handle
- Handle bar
- Basket
- Quick-release lock
- Folding mechanism
- Steering wheel
- Brake lever
- Handle bar clamp
- Brake pad
- Wheel



2. Unfolding

- Position the B+B DGW in the direction of travel.
- Hold the B+B DGW by the two handles and pull them downwards.
- To lock the folding mechanism, press the quick-release lock with your thumbs to the stop downwards.

3. Folding

- Position the B+B DGW in the direction of travel.
- Hold the handle with one hand and pull the quick-release lock lightly upwards with the other hand.
- The DGW is folded by pressing the handles together.

Make sure that you do not jam any parts of your body or clothing while folding or unfolding the walking frame.

4. Basket

The basket is hung on the handle bar in the direction of travel.

5. Adjusting sliding handles

The B+B DGW is unfolded.

- Set the parking brake (see Section 5.2).
- Unscrew the plastic screw on the handle bars until the handles move freely.
- Stand behind the B+B DGW and allow your arms to hang loosely down.

- Now adjust the sliding handles so they are at the height of your wrists.
- After adjusting the handles, tighten the plastic screws again. Note the minimum insertion depth of the handle bars (min. 8 cm).

6. Actuating and adjusting brakes

6.1. Service brake

The service brake is operated with the two brake levers on the handles.

6.2. Parking brake

The parking brake is also set with the two brake levers.

- Press the brake lever down until you feel it click into position.
- To release the parking brake, just pull the brake lever upwards and the brake automatically unlock




Caution

each brake only works on one wheel.

6.3. Brake adjustment

The brakes can be adjusted directly at the brake lever and/or the Bowden cable. The brake is correctly adjusted when the brake lever has no play. The brake pads must not contact the wheel unless the brake lever is actuated.

- To adjust the brake to make it harder, turn the knurled screw on the brake mechanism and the knurled nuts in opposite directions to lock them.



- When adjusting the Bowden cable first loosen the lock nut (M6).
- Then turn the threaded sleeve until the adjustment is correct. Then to prevent the adjustment from changing, the threaded sleeve must be locked again with the nut (M6).
- To adjust the brake to make it softer, carry out the above procedure in reverse.

7. Wheels and tyres

PU tyres are mounted on the 8" wheels.

8. Technical data

Model: Delta B (DGW)

Colours: red or blue-metallic

Length: 56 cm

Width: 68 cm

Folded: 26 cm

Weight: 6.6 kg without basket

- Anatomically shaped handles.
- Combined service and parking brake.
- Solid steel construction, corrosion-resistant coating.
- Non-rotating handle bars, infinitely adjustable from 80 to 94 cm.
- 8" tyres

Warranty certificate

(Please note our general terms and conditions)

Model: Delta B

Serial number:*

(to be entered by dealern)

Dealer:

Date and Stamp

* See the side frame for information stickers

Bischoff & Bischoff GmbH

Becker-Goering-Strasse 13 • D-76307 Karlsbad

Tel.: +49 (0)700/6000 7070 • Fax: +49 (0)700/6000 8080

www.bischoff-bischoff.com

info@bischoff-bischoff.de

