


Bischoff & Bischoff


Instruction manual

TSE-sense




Enjoy mobility.





Contents

1	Foreword	4
	1.1. Important safety instructions	
2	Indications / contraindications	5
3	Intended purpose	6
4	Declaration of conformity	6
5	Delivery contents and checking delivery	7
6	Overview of toilet seat raiser	9
7	Installation	10
8	Technical data	10
9	Storage/ dispatch	11
10	Reuse	11
11	Repair	11
12	Disposal	12
13	Annexes:	12
	Care, hygiene and maintenance instructions	
	Hygiene + risk assessment	
	Maintenance plan	
14	Warranty document	18



1. Foreword

Dear Customer,

In purchasing this B+B raised toilet seat, you have a top quality German product which has already proved itself thousands of times in professional use.

The operating instructions provided should make you more familiar and therefore safer in operating and handling your B+B

TSE-sense toilet seat raiser .

We hope you enjoy our product!

1.1 Important safety instructions

- Max. user weight 200 kg!
- The toilet seat raiser is not suitable for prolonged sitting!
- Make sure the securing bolts are tight!


2. Indication / contraindication

Use of the toilet seat raiser is indicated for patients with poor torso control, balance problems, substantial functional deficit in the legs, for stiffness in the hips and spine and/or armless subjects, tetraplegics or those with arm injuries with severe disruption of grip function.

Provision of reinforced products is indicated if the user weighs 125 kg or more and a standard toilet seat raiser no longer guarantees the required safety.

Use of the toilet seat raiser is unsuitable for:

- Sensory disorders
- Severe balance problems
- Inability to sit



3. Intended purpose

The TSE-sense toilet seat raiser is suitable for individuals weighing up to 200 kg to use the toilet.

The raised toilet seat is not suitable for use as seating

4. Declaration of conformity

As manufacturer of the product, B+B declares that the toilet seat raiser fully complies with standards under Directive 93/42/EEC.

5. Delivery contents and checking delivery

Delivery contents in the customised box include:

- 1 toilet seat raiser
- 2 securing bolts
- 1 operating instructions


All B+B products undergo a routine final inspection at our site and are marked with the CE symbol.

B+B products are delivered in a customised box. Delivery, assembly and training in use of the product are carried out by qualified specialist medical device suppliers.

When sent by rail or haulier, the product must be checked immediately in the presence of the deliverer for damage during transit.

If there is any damage, do as follows: • Record the facts

- Draw up a declaration of assignment; all claims arising from the damage are assigned to the deliverer.
- Return the report of the facts, the waybill and the declaration of assignment to B+B.



In the event of damage in transit...

1. Leave the product and the packaging as it is. Do not use the product yet.
2. Report the damage to the haulier in writing as detailed below.
3. Then contact our Customer Service (+49 (0)700/6000 7070)
4. To register compensation claims under freight insurance policies, representatives of the delivering freight company must be notified promptly of any damage.

Externally identifiable damage or losses must be confirmed in writing by the deliverer on the accompanying documentation before taking delivery of a consignment.

Hidden damage that only becomes visible during unpacking, must be reported to the freight company in writing immediately.

Certain deadlines must be observed:

- Parcel services and Post Office within 24 hours
- Railway within 7 days
- Haulier within 4 days of receipt of consignment.

6. Overview of toilet seat raiser

To make handling your B+B toilet seat raiser as easy as possible, we have also included detailed diagrams in the written instructions.

The following diagram should help you with the description of the individual components and how they interact. (see Fig. 1)



Please note the text passages that are specially marked

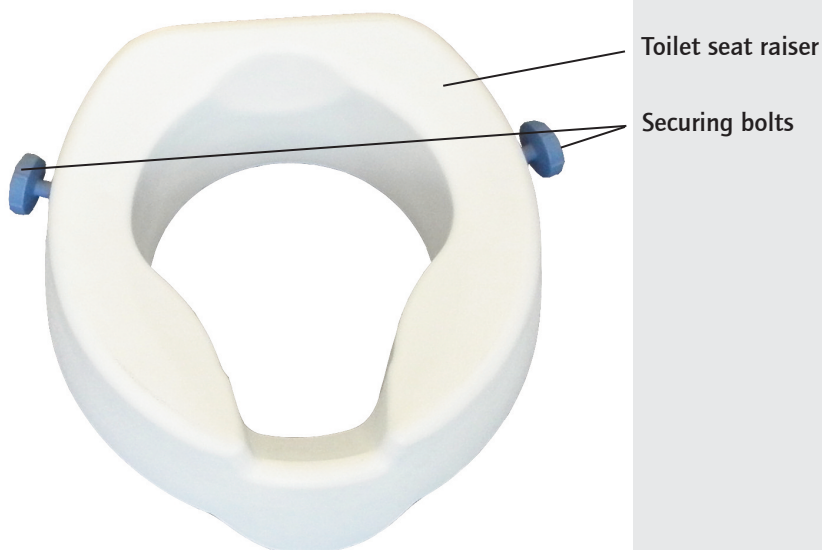


Fig. 1: Toilet seat raiser





Fig. 2

7. Installation

The toilet seat raiser can be installed on any standard toilet bowl

- Fold back the toilet seat. It may be necessary to remove the existing toilet seat.
- Place the raised toilet seat on the toilet bowl.
- Tighten the securing bolts (Fig. 2) until the toilet seat raiser sits securely on the toilet bowl without slipping.

8. Technical data

Height:	11 cm
Depth:	40 cm
Width:	45 cm
Seat width:	37 cm
Seat depth:	38.4 cm
Max. user weight:	200 kg
Weight:	2,8 kg
Material (seat):	PU
Material (attachment):	PA

9. Storage/ dispatch

If the toilet seat raiser is to be stored or dispatched, it is advisable to retain the original packaging and store it for these purposes so that it is available if necessary. Your toilet seat raiser is then optimally protected against environmental effects during storage or transportation.


10. Reuse

The toilet seat raiser is suitable for reuse. For reuse the toilet seat raiser must be thoroughly cleaned and disinfected first according to the enclosed care and hygiene instructions. Then the product must be checked by an authorised specialist for general condition, wear and tear and damage and, if necessary, repaired.

11. Repair

Repairs and maintenance procedures may only be carried out by authorised partners (medical and healthcare supplier or specialist retailer). Please call our Customer Services to ask about a partner near you:

Tel.: +49 (0)700/6000 7070.



12. Disposal

Even a disused toilet seat raiser is a valuable source of materials which can be industrially recycled. So do not discard your toilet seat raiser with the household waste. Have it correctly disposed of by a State-licensed recycling depot. Your local refuse service will be happy to provide you with relevant information. This will be good for the environment

13. Annexes

Service life

The anticipated service life of the toilet seat raiser, when used as instructed and following safety, care and maintenance instructions, is up to 5 years. After that period, the product can continue to be used if in a safe condition.

Care, hygiene and maintenance instructions with Bischoff & Bischoff operating instructions


Like all technical products, the TSE-sense toilet seat raiser should undergo regular inspection and maintenance by authorised specialist personnel. These checks are primarily to ensure the safety of the user. In addition, regular product care should ensure smooth operation even after prolonged use. Below, we have drawn up a number of tips on care, a hygiene plan and a maintenance table for you. We hope this gives you a good overview of the key care, hygiene and maintenance tasks on your Bischoff & Bischoff product.

a) Care instructions

Can be cleaned using hot water with the aid of a sponge.
For persistent dirt, a standard commercial cleaning agent can be added to the water.

Note: Under no circumstances use harsh cleaning agents such as solvents/abrasives or hard brushes.

Plastic parts are best cared for using a standard commercial plastics cleaner. Please read the product information for the cleaning agent.



Hygiene plan and risk assessment for B+B medical products before preparation

According to: Ordinance on erecting, operating and using medical products (Medical Devices Operator Ordinance = Medizinprodukte-Betreiberverordnung - MPBetreibV)

Version 29.7.2009

1. Product

Toilet seat raiser

2. Risk classification

Non-critical medical product

Medical product that only comes into contact with intact skin

3. Hygiene frequency

At least after each change of user

4. Type of procedure

Disinfectant wipe

Using standard commercial disinfectant in accordance with EN 12720

5. Product pre-treatment

Not necessary

6. Disinfection


1. Put on gloves before preparing the product
2. Spray areas to be treated with disinfectant
3. Dry treated areas with a paper towel. Repeat if necessary
4. Dispose of protective gloves and paper towels

7. Special labelling

Not necessary

8. Sterilisation

Not necessary



Maintenance table

When

Before each use


What

Check for

- Cleanliness
- General condition
- Toilet seat raiser is securely in place

Please note

Note the care and hygiene instructions. If there are any defects, please use only authorised specialist workshops to carry out the required repair work as only they are instructed in carrying out the required work and generally have adequately trained personnel.



14. Warranty document

The warranty covers all defects in the product which can be proven to be attributable to faults in materials or manufacture.

The fully completed warranty document must be submitted with complaints. We offer a 5 year warranty on the toilet seat raiser. We offer a 1 year warranty on all components.

If you have any questions, please contact the B+B Customer Services on Tel. +49 700/6000 7070.

Warranty certificate

(Please note our general business terms and conditions)

Model: TSE-sense

Serial number:*

(to be entered by specialist dealer)

Dealer:

Date and stamp

* See the side frame for information stickers

Bischoff & Bischoff GmbH

Becker-Göring-Straße 13 • D-76307 Karlsbad

Tel.: +49 700/60000 7070 • Fax: +49 700/60000 8080

www.bischoff-bischoff.com

info@bischoff-bischoff.de

